

INTERMODAL INFORMATION HUB

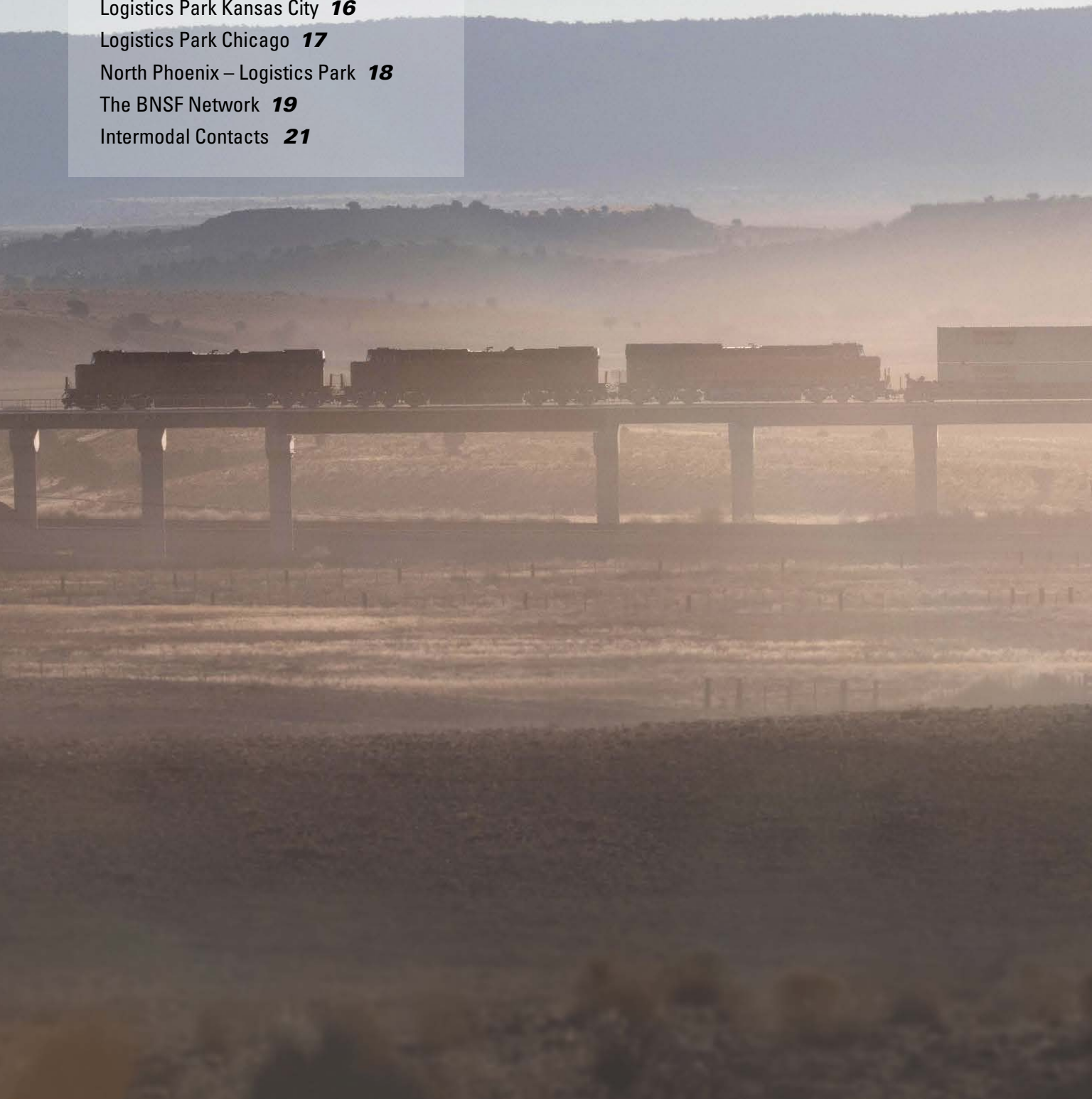
BNSF INTERMODAL
RESOURCE GUIDE
2025



THE BNSF ADVANTAGE: **SERVICE, SAVINGS, SUSTAINABILITY**

TABLE OF CONTENTS

The BNSF Advantage	1
Domestic Intermodal	3
The West Coast Advantage	4
BNSF Logistics Parks	6
Co-location at BNSF's Intermodal Logistics Parks	8
Barstow International Gateway (BIG)	10
Logistics Park Alliance	14
Logistics Park Kansas City	16
Logistics Park Chicago	17
North Phoenix – Logistics Park	18
The BNSF Network	19
Intermodal Contacts	21



THE BNSF ADVANTAGE

We moved more than 5 million intermodal shipments last year, which is more than any other North American railroad.

We work with other supply chain leaders, including leading motor carriers, IMCs and ocean container lines, to seamlessly deliver freight door-to-door.

We have also invested over \$35 billion in capital expansion since 2016, with those continued capacity investments allowing us to add new schedules and expand service options for our intermodal customers.

As we continue to invest in our network and intermodal facilities, we'll continue to look to create additional capacity opportunities.

BNSF INTERMODAL BY THE NUMBERS



32,500

ROUTE MILES



28

**U.S. STATES IN
NETWORK**



ALL

**MAJOR U.S.
WEST COAST
PORTS SERVED**



27

**INTERMODAL
HUBS**

Superior infrastructure allows for continuous flow of freight

- Southern Transcon route 99.8% double-tracked between Southern California and Chicago
- Triple and quadruple tracks strategically placed along our highest volume corridors

Efficient and sustainable

- Eliminates highway congestion (each intermodal train carries the equivalent of several hundreds of highway trucks)
- Reduces carbon emissions: a BNSF intermodal train can move one ton of freight nearly 500 miles on just one gallon of diesel fuel

The Power of Co-location

- Fewer drayage miles creates more intermodal lane fits, maximizing the cost, capacity and carbon benefits of rail in supply chains

The West Coast Difference

- The West Coast ports offer great advantages to shippers importing cargo from Asia to the inland United States, minimizing ocean transit time and supply chain cycle time

Focused on our customers' needs – today and tomorrow

- Continually expanding our service to reach key markets such as the Pacific Northwest, Dallas/Fort Worth, Chicago, Atlanta, Northwest Ohio and Mexico
- Offering capacity solutions to accommodate your peak shipping season needs

Ready for your shipment when you're ready to ship

- No reservation required for both domestic and international shipments
- 24/7 operations

THE INTERMODAL CYCLE

DOMESTIC / OFF-DOCK INTERNATIONAL

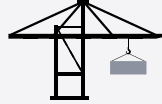
1 WAREHOUSE/VESSEL ORIENTATION



2 IN-GATE



3 LOADED



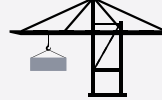
4 TRAIN DEPARTURE



5 TRAIN ARRIVAL



6 UNLOADED



7 OUT-GATE

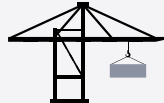


ON-DOCK INTERNATIONAL

1 VESSEL ARRIVAL



2 LOADED



3 TRAIN DEPARTURE



4 TRAIN ARRIVAL



5 UNLOADED



6 OUT-GATE



DOMESTIC INTERMODAL

WHY CHOOSE DOMESTIC INTERMODAL?



Strategically located to meet your needs

- Conveniently located in key markets, BNSF facilities are a short drive from your company's transload operation
- Cost-saving co-location opportunities are available near most BNSF hubs

Unparalleled service options that compete with over-the-road options

- **Expedited Domestic:** Ideal for time-sensitive freight such as parcel, promotional, temperature-controlled and direct-to-store shipments. The fastest intermodal service in the industry with an average network speed over 800 miles/day
- **Standard Domestic:** Maximum value for shippers who prioritize cost and capacity. Reach key markets with an average network speed of about 550 miles/day

Most efficient hubs in key markets


- BNSF moved 5.3 million intermodal shipments in 2024, more than any other railroad
- We continue to expand existing hubs and introduce new facilities to meet growing demand in major markets

The best and biggest carrier partners in the industry

- The names you know and trust
- Asset owners with the capacity to serve you today and tomorrow
- Don't have a box? BNSF has [wholesale capacity options](#)

New technologies

- Our capabilities expand every year with our investment in state-of-the-art technologies such as remotely operated cranes
- We are committed to improving the customer experience and increasing efficiency simultaneously through technologies like our Load Plan Optimization (LPO) and Automated Yard Checks (AYC)



THE WEST COAST ADVANTAGE

The West Coast ports offer great advantages to shippers importing cargo from Asia to the inland United States, minimizing ocean transit time and supply chain cycle time. BNSF is the only railway to offer direct service between the West Coast and Atlanta and the Northwest Ohio Region. Together with our carrier partners, we can help you choose the best route for your imports via one of our many inland hubs.

OCEAN AND RAIL SCHEDULES



BNSF SCHEDULES

Please visit the [BNSF Customer Portal](#) for more information.

Domestic:

Expedited Container

Domestic:

Standard Container International

OCEAN SCHEDULES

Please visit the port websites for more information.

Ocean Carrier Alliances and Southern California On-Dock (SCOD) Terminals

Los Angeles	APMT	FMS	YTI	WBCT	ETS	TRAPAC
Gemini Alliance	■					
MSC				■		
OCEAN Alliance	■	■	■		■	■
Premier Alliance	■		■	■		■

Long Beach	LBCT	PCT	ITS	TTI
MSC				■
OCEAN Alliance	■	■		
Premier Alliance			■	

Ocean Carriers: MSC

OCEAN Alliance: CMA / CGM, COSCO, Evergreen, OOCL

Premier Alliance: HMM, ONE, Yang Ming

Gemini Alliance: Hapag Lloyd, Maersk

Ocean Carrier by Market

From Pacific Southwest (PSW)

Inland Market

Ocean Carrier	Chicago	DFW	Kansas City	Houston	Memphis	Atlanta	St. Louis	Denver
CMA / CGM	■	■	■	■	■	■	■	■
COSCO	■	■	■				■	
Maersk	■	■	■	■	■	■	■	
Matson	■	■	■	■	■	■	■	
MSC	■	■	■		■	■		■
ONE			■					
OOCL	■	■	■	■	■	■	■	
Yang Ming	■		■				■	

Ocean Carrier by Market

From Pacific Northwest (PNW)

Inland Market

Ocean Carrier	Chicago	St. Paul	Denver	Omaha	Memphis
CMA / CGM	■	■	■	■	■
COSCO	■	■		■	
HMM		■			
Maersk	■	■			■
Matson	■	■	■		
MSC	■	■	■		
ONE		■			
OOCL	■	■	■	■	
Yang Ming	■	■	■		

BNSF LOGISTICS PARKS

WHAT IS A BNSF LOGISTICS PARK?



- > *Anchored by an intermodal hub in key markets*
- > *Connects co-located warehouses and DCs to the BNSF network*
- > *Creates supply chain value through a more efficient and streamlined logistics solution*




The Value of Co-location – Proximity to BNSF’s Gate



Operational Efficiency & Resiliency

- Driver productivity with fewer truck miles and less fuel enables reduced drayage costs
- Reduced exposure to highway congestion and liability
- Heavy-haul options allow more freight per load
- Private roads provide flexibility for non-DOT drayage
- Free-Trade Zone benefits



Ability to Maximize the Value of Intermodal

- Fewer drayage miles creates more intermodal lane fits, maximizing the cost, capacity and carbon benefits of rail in supply chains



GHG Emissions Reduction

- Lower drayage emissions with fewer truck miles
- Optimal range fit to deploy and maximize BEVs for drayage
- Maximizing intermodal provides a cost-effective solution to reduce surface transportation emissions

The Value of Co-location - Logistics Parks



Master-Planned Development

- Shovel-ready, building optionality
- Efficient access to multi-modal infrastructure
- Planned power capacity and energy resiliency
- Telecom infrastructure to support automation growth



Strategic Location

- Strategically located to reach population growth in metro areas
- Business friendly jurisdictions
- Labor access

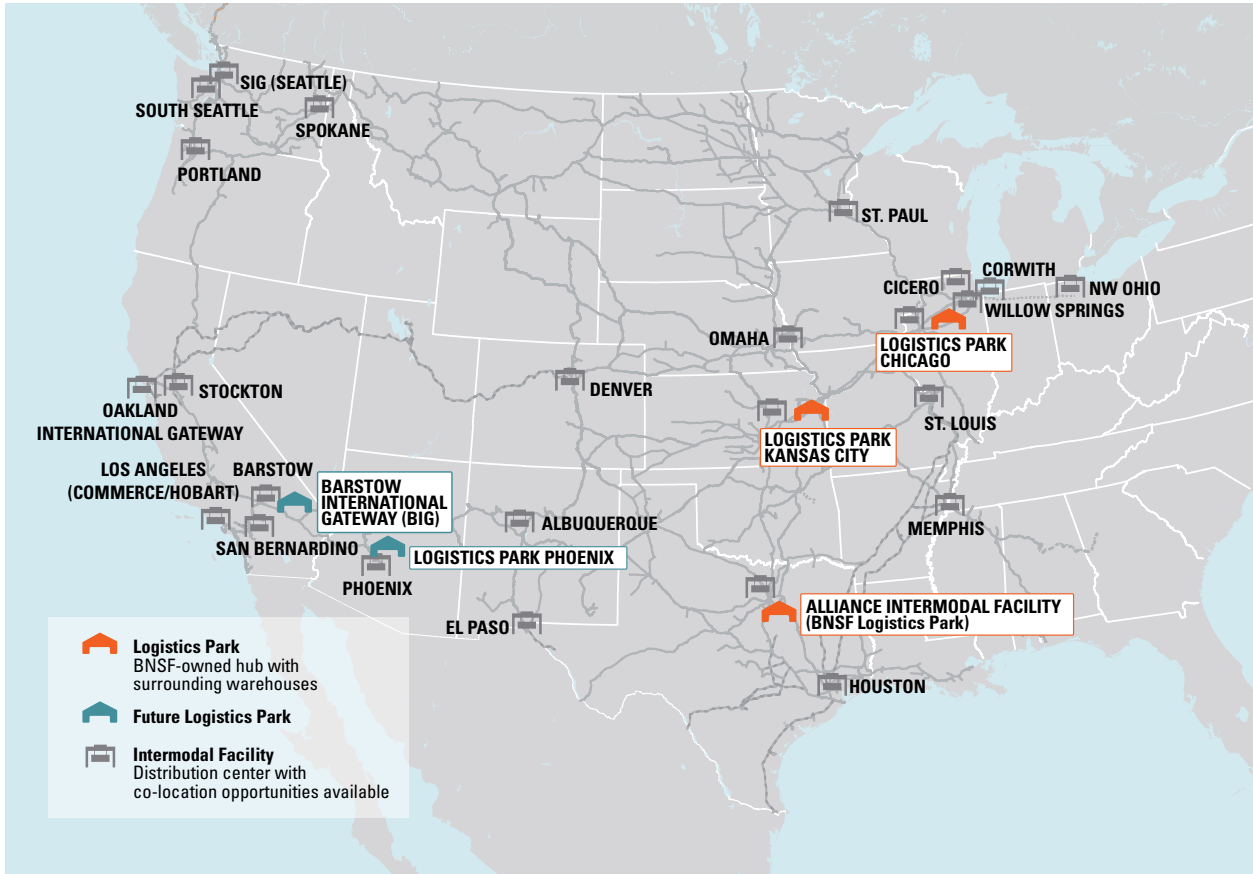


Industry Leading Development Partners

- Expertise and deep experience developing master-planned facilities
- Collaboration with public/private partnerships providing world-class infrastructure



CO-LOCATION AT BNSF'S INTERMODAL LOGISTICS PARKS



CURRENT



Logistics Park Chicago

Elwood, IL

Logistics Park Kansas City

Edgerton, KS

Logistics Park Alliance

Fort Worth, TX

FUTURE



Barstow International Gateway

Barstow, CA

Logistics Park Phoenix

Maricopa County, AZ

INTERMODAL INNOVATION

BEST-IN-CLASS HUB FACILITIES

LARGEST HUB NETWORK of its kind.

DIRECT ACCESS to thousands of major distribution centers and warehouses across the U.S.

TECHNOLOGY – ALWAYS INNOVATING

At BNSF, we're continually exploring how new tools and technologies can improve safety and reliability, increase efficiency and enhance your intermodal experience.

Using API connectivity, BNSF is integrating with customers to continuously improve visibility and efficiency.



BARSTOW INTERNATIONAL GATEWAY (BIG)

POWERING RESILIENT SUPPLY CHAINS

BIG OPPORTUNITIES

- > *Speed to Market*
- > *Scalable Capacity*
- > *Supply Chain Resiliency*
- > *Lower GHG Emissions*



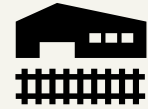
BIG OFFERINGS

- **State-of-the-art** master-planned logistics complex with +4,500 acres
- **Integrated Logistics Park** offering scalable on-site development for transload, deconsolidation, and distribution facilities
- **International & domestic intermodal service** offerings
- **Block swap rail yard** providing **significant rail capacity**, enhancing **efficiency and reliability** for container movement through the California gateway

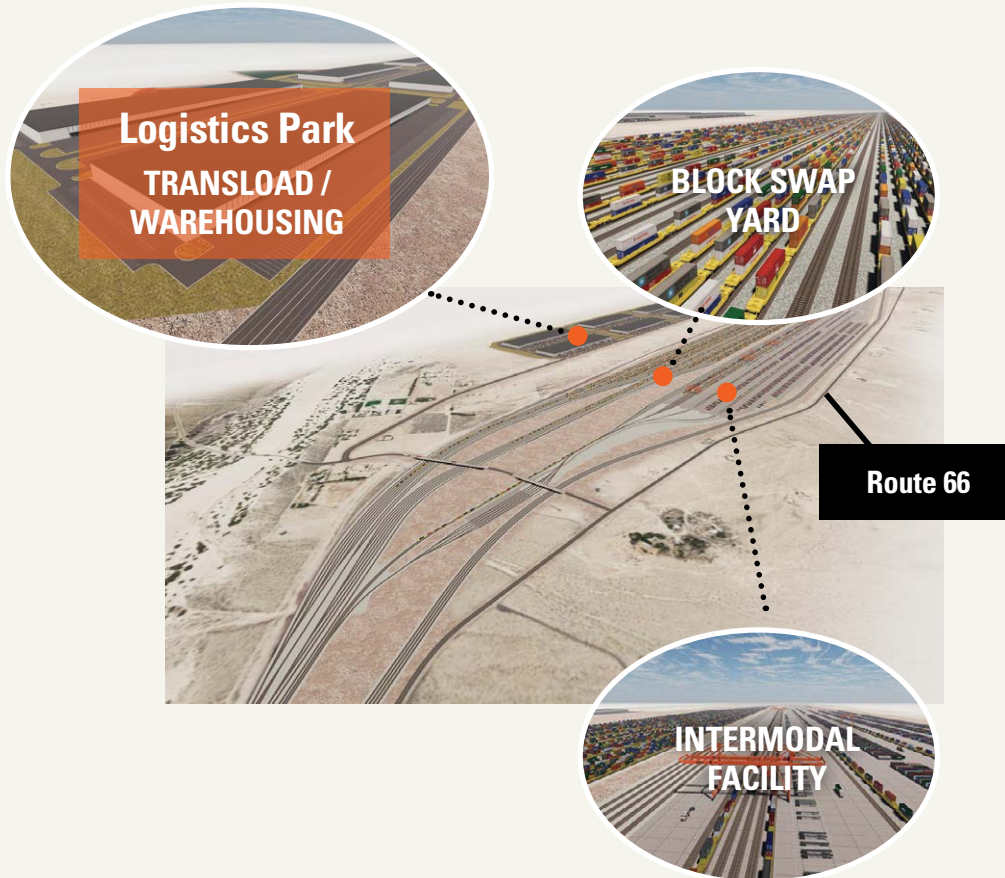
Co-location brings **BIG ADVANTAGES**

- **Accelerated transit** with **direct rail service** from ports to BIG to inland markets
- **Greater flexibility** for inventory allocation
- **Ease and reliability** through on-site chassis fleet
- **Heavy loading** enabled by a private road network throughout the complex
- **Enhanced freight visibility** across integrated operations

AN INTEGRATED LOGISTICS COMPLEX



A fully integrated intermodal rail facility and logistics park offering seamless and expedited movement of freight between trains and warehouses



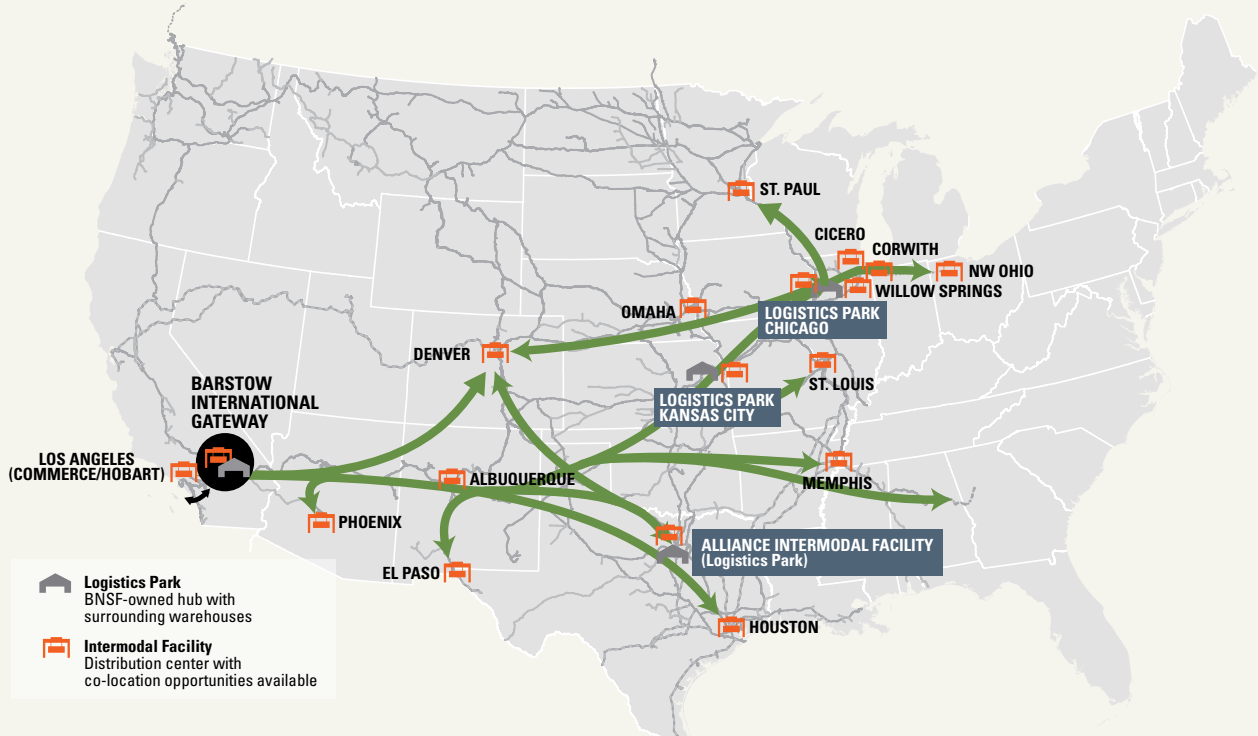
- > *Co-locate your transload, deconsolidation and nation-wide freight distribution activities onsite with BNSF*
- > *Significant development opportunity for cargo owners & 3PLs*
- > *Offering direct access to origins and destinations across the largest intermodal network in North America and beyond*

BARSTOW INTERNATIONAL GATEWAY (BIG)

Strategically located 130 miles inland from the Ports of Los Angeles and Long Beach



SEAMLESS COAST-TO-COAST CONNECTION



THE BIG REVEAL

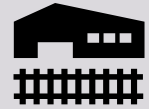
Targeting First Lift in 2028

Get Started Today

Collaborate with BNSF on intermodal solutions & facility development to meet your needs.

Contact the BNSF Intermodal Solutions Team





ONGOING

BUILDING SPEC PROGRAM

OVER 51M

SQUARE FEET DEVELOPED

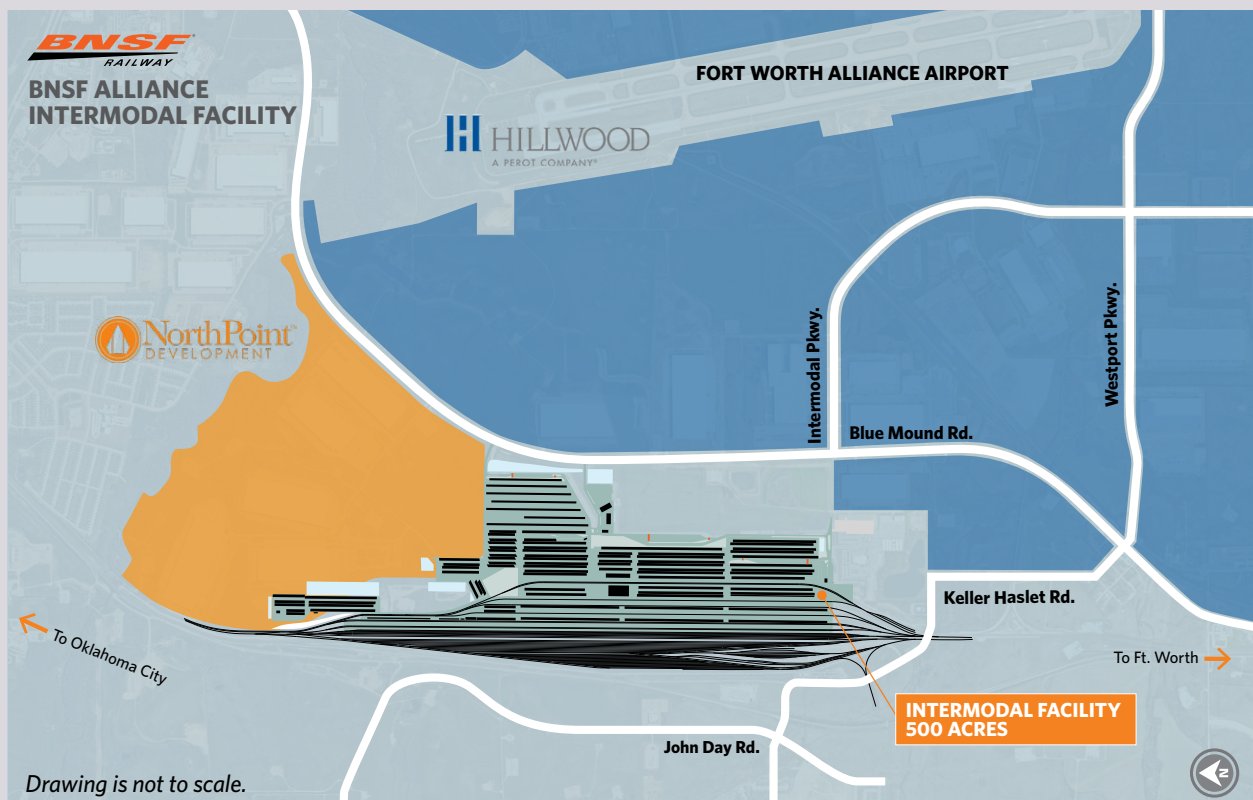
INTERMODAL FACILITY

>1,000,000

LIFTS

10,000+

ACRES FOR LARGE-SCALE DISTRIBUTION,
MANUFACTURING & INDUSTRIAL USERS



ALLIANCE INTERMODAL FACILITY & LOGISTICS PARK

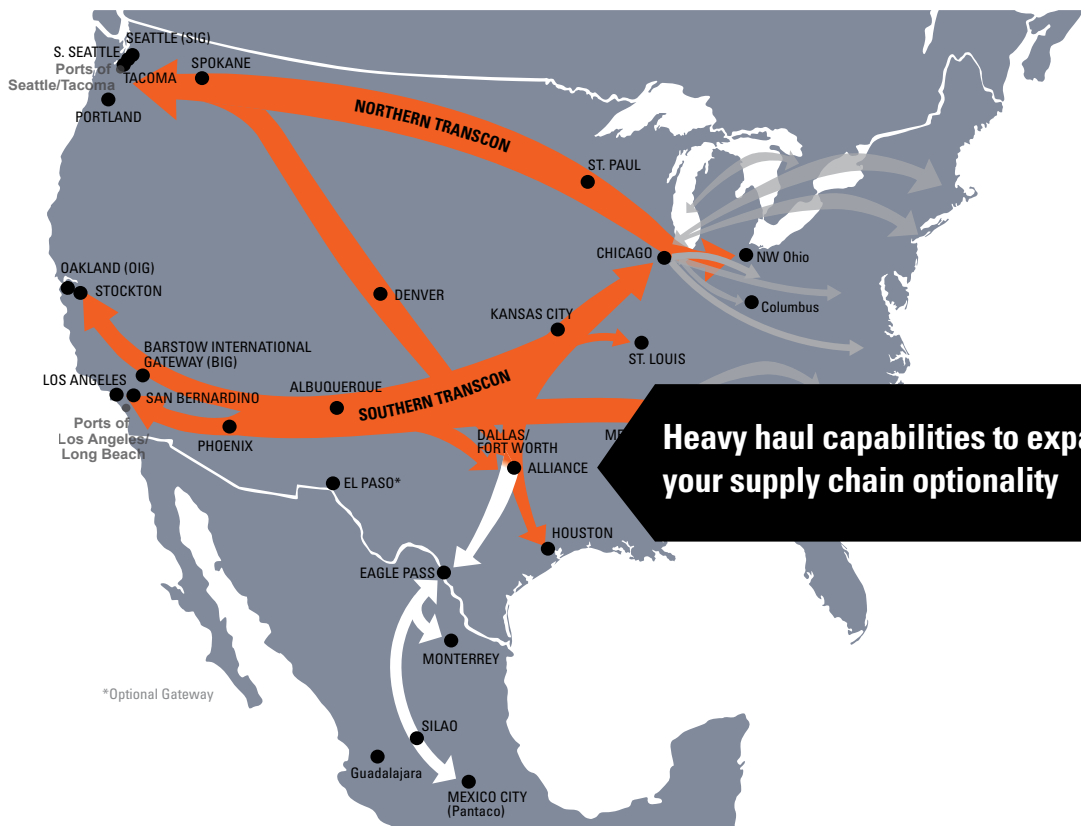


Innovation from the Ground Up

AllianceTexas is home to the Mobility Innovation Zone (MIZ), an unparalleled ecosystem with comprehensive supply chain capabilities.

The MIZ environment provides mobility innovators with the infrastructure and strategic partnerships to scale and commercialize new technologies and propel transformational mobility solutions.

BNSF INTERMODAL NETWORK



**Heavy haul capabilities to expand
your supply chain optionality**

LOGISTICS PARK KANSAS CITY



15.5M

SQUARE FEET OF VERTICAL
DEVELOPMENT COMPLETE OR UNDER
CONSTRUCTION

30M

SQUARE FEET OF BUILDING CAPACITY

INTERMODAL FACILITY

>400,000

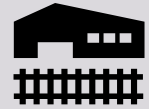
LIFTS

2.3K

ACRES DISTRIBUTION &
WAREHOUSE PARK



LOGISTICS PARK CHICAGO



26M

SQUARE FEET DEVELOPED

ELWOOD,

ILLINOIS

JOLIET,

ILLINOIS

WILMINGTON,

ILLINOIS

INTERMODAL FACILITY

>1,000,000

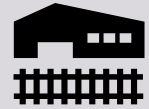
LIFTS

~13K

ACRES OF DEVELOPABLE LAND



COMING SOON – LOGISTICS PARK PHOENIX



~4,300

ACRE DEVELOPMENT

1,770 ACRES

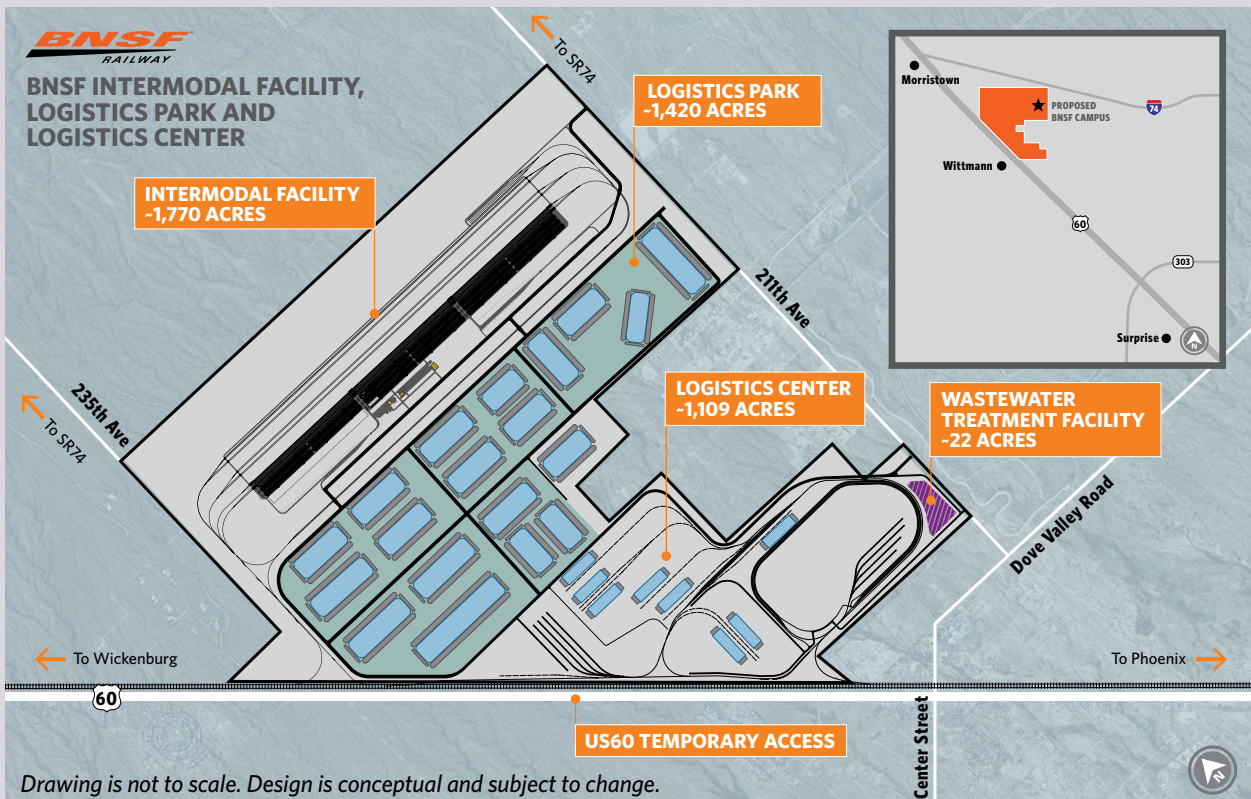
INTERMODAL FACILITY

1,420 ACRES

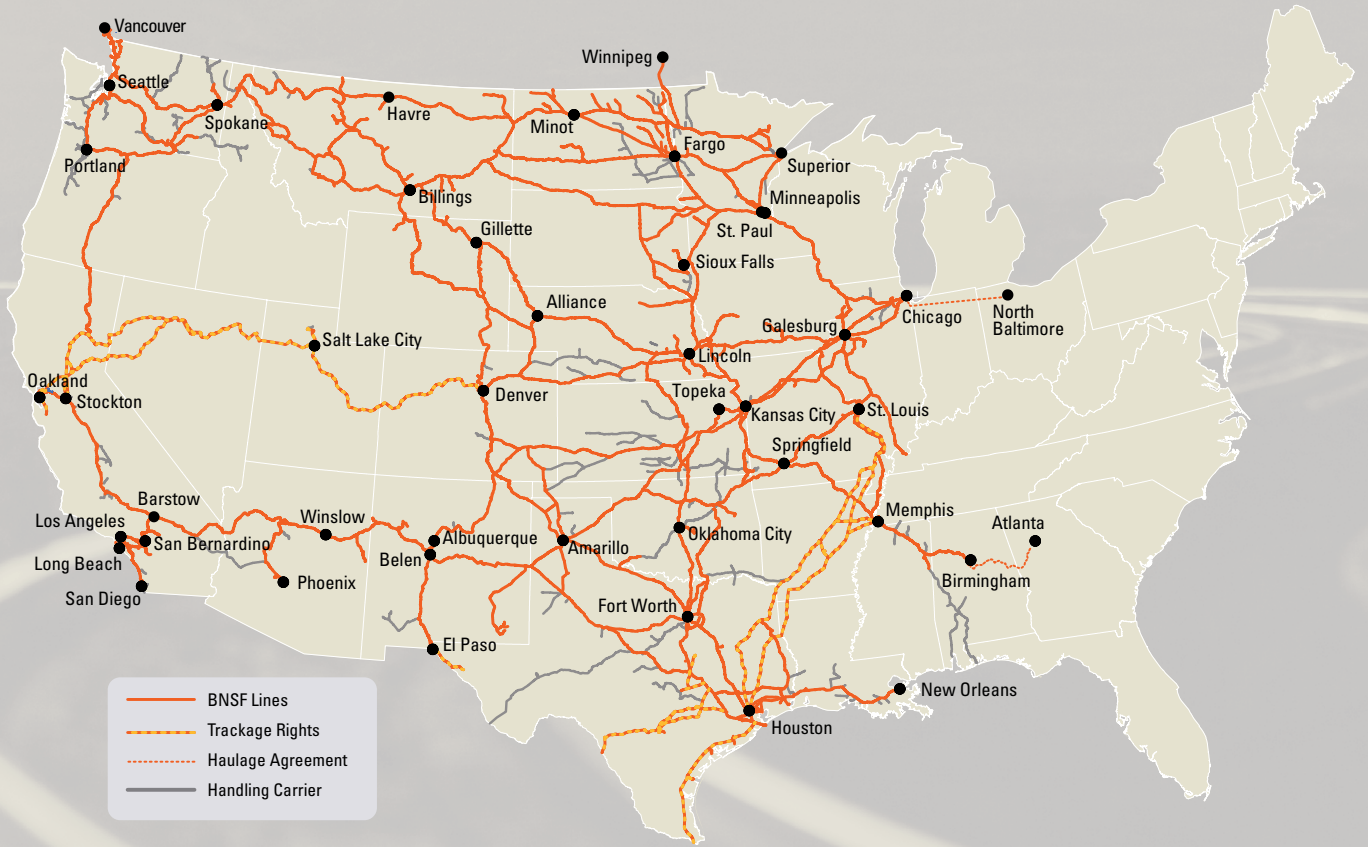
LOGISTICS PARK

1,109 ACRES

INDUSTRIAL RAIL SERVED SPACE




THE BNSF NETWORK



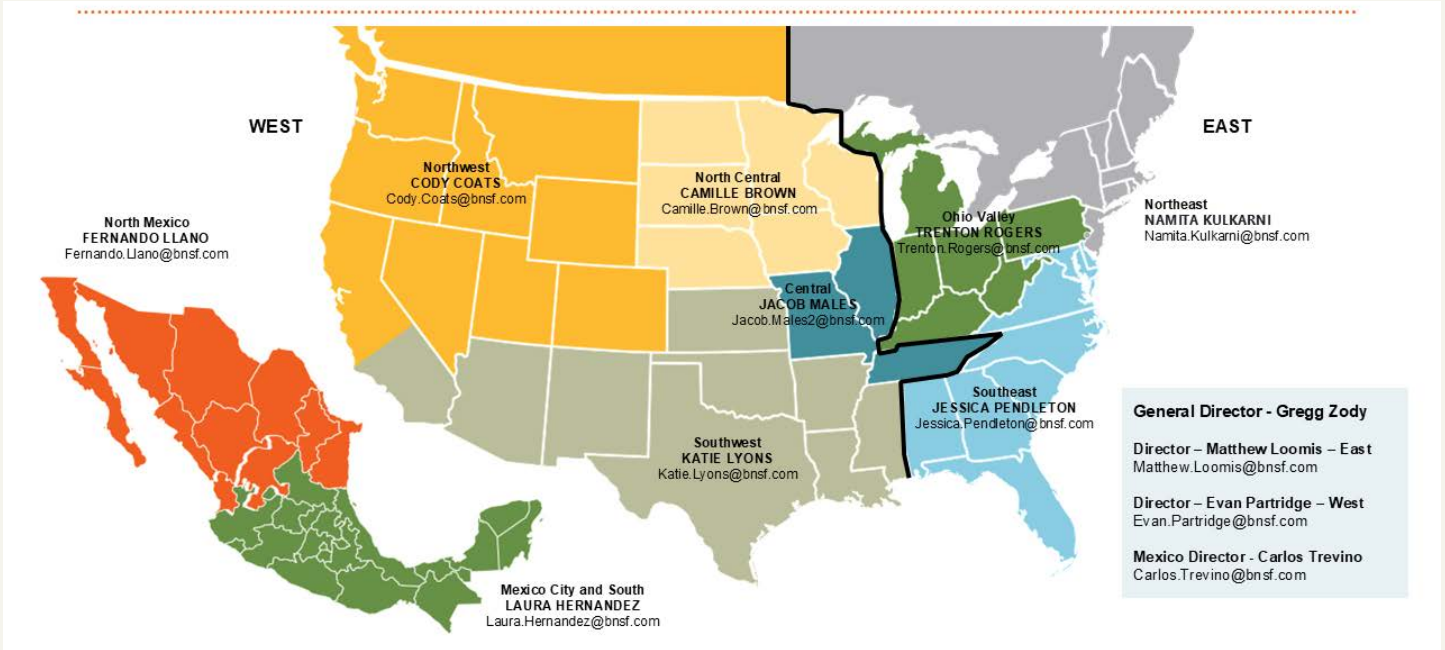


WHAT SETS BNSF INTERMODAL APART?

- > Most capacity, and getting bigger**
- > Intermodal expertise**
- > Strategic investments in service resiliency**
- > Innovation**
- > Sustainability leader**



INTERMODAL SOLUTIONS TEAM



INTERMODAL CONTACTS

CURRENT/EXISTING CUSTOMERS

AREA

All Current/Active Shipment
Questions

CONTACT

[Customer Support](#)

PHONE

Tel: 888-428-2673

DOMESTIC CONTAINERS AND TRAILERS

Asset-Owning Domestic
Carriers

[Connect with BNSF](#)

NON-Asset-Owning
Domestic Carriers

[A2A - Access to Assets](#)

Temperature-Controlled
Trailers/Containers

[Connect with BNSF](#)



[bnsf.com](https://www.bnsf.com)